



4 FABRICS IN 40 MINUTES

EXPLORING THE ESSENTIALS OF WORKING WITH PERFORMANCE WEAR, LIGHTWEIGHT WOVENS, RAIN GEAR AND CAPS.

WHAT YOU NEED TO KNOW ABOUT EMBROIDERING WITH THESE EVERY DAY FABRICS!

- Performance wear – thin, slippery polyester knit fabric
- Lightweight woven – thin woven fabric
- Rain gear – synthetic non-woven fabric
- Caps – heavy woven fabric (round)



4 FABRICS IN 40 MINUTES

EXPLORING THE ESSENTIALS OF WORKING WITH PERFORMANCE WEAR, LIGHTWEIGHT WOVENS, RAIN GEAR AND CAPS.

PERFORMANCE WEAR

DESIGNS & DIGITIZING

- Keep everything light
- ↑Underlay – ↓Top stitches
- Small to medium designs
- Patches – larger designs



7,500 stitches - Kreations by Kara




108,000 stitches - Kreations by Kara

Related Webinar -*Think Light: Embroidering on Super Stretchy Performance Fabric with Rich Medcraft*

Thread | Backing | Bobbins | Accessories

MADEIRAUSA



4 FABRICS IN 40 MINUTES

EXPLORING THE ESSENTIALS OF WORKING WITH PERFORMANCE WEAR, LIGHTWEIGHT WOVENS, RAIN GEAR AND CAPS.

PERFORMANCE WEAR

STABILIZERS

- E-Zee Cut® Weblon No Show
- E-Zee Cut® Performance
- Lightweight Tear Away
- Ultra thin backings




EmbroideryDesigns.com



Related Webinar -*Think Light: Embroidering on Super Stretchy Performance Fabric with Rich Medcraft*

Thread | Backing | Bobbins | Accessories

MADEIRAUSA



4 FABRICS IN 40 MINUTES

EXPLORING THE ESSENTIALS OF WORKING WITH PERFORMANCE WEAR, LIGHTWEIGHT WOVENS, RAIN GEAR AND CAPS.

PERFORMANCE WEAR

HOOPING

- Performance stabilizer next to garment
- Lightweight Tear Away on bottom
- Light Embroidery Spray Adhesive
- Do not over stretch



Related Webinar - *Think Light: Embroidering on Super Stretchy Performance Fabric with Rich Medcraft*

Thread | Backing | Bobbins | Accessories

MADEIRA USA



4 FABRICS IN 40 MINUTES

EXPLORING THE ESSENTIALS OF WORKING WITH PERFORMANCE WEAR, LIGHTWEIGHT WOVENS, RAIN GEAR AND CAPS.

PERFORMANCE WEAR

THREAD & NEEDLES


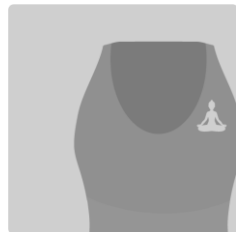
- Keep it LIGHT
- Classic Rayon – softer
- Thinner threads for small letters and fine details
- Smaller needle when possible, always a ballpoint

Thread Type	Recommended Needle Size
Classic Rayon #40 Polyenon #40	#65/9 or #75/11
Classic Rayon #60 Polyenon #60	#60/8 or #65/9
Supertwist #30	#80/12 or #90/14

Related Webinar -*Think Light: Embroidering on Super Stretchy Performance Fabric with Rich Medcraft*

Thread | Backing | Bobbins | Accessories





4 FABRICS IN 40 MINUTES

EXPLORING THE ESSENTIALS OF WORKING WITH PERFORMANCE WEAR, LIGHTWEIGHT WOVENS, RAIN GEAR AND CAPS.

LIGHTWEIGHT WOVEN

SIMILAR TO PERFORMANCE WEAR

- Lightweight dress shirts
- Keep designs on the smaller side
- Performance stabilizers
- Ballpoint needles




Design by Madeira Germany



Related Facebook Live –*Getting Garment Specific*

Thread | Backing | Bobbins | Accessories

MADEIRA USA



4 FABRICS IN 40 MINUTES

EXPLORING THE ESSENTIALS OF WORKING WITH PERFORMANCE WEAR, LIGHTWEIGHT WOVENS, RAIN GEAR AND CAPS.

LIGHTWEIGHT WOVEN THREADS & HOOPING

- All varieties of embroidery thread
- Lightweight Tear Away – bottom
- Thin threads –small letters
- Hoop lightly



Extra Thick Burmilana #12 - Work Shirt




Ultra Thin Polyneon #75 - Dress Shirt

Related Facebook Live –*Getting Garment Specific*

Thread | Backing | Bobbins | Accessories

MADEIRAUSA



4 FABRICS IN 40 MINUTES

EXPLORING THE ESSENTIALS OF WORKING WITH PERFORMANCE WEAR, LIGHTWEIGHT WOVENS, RAIN GEAR AND CAPS.

LIGHTWEIGHT WOVEN DESIGN PLACEMENT

- Cuff, collar, sleeve
- Placket - bottom
- Left chest logo
- Having fun



EmbroideryDesigns.com



EmbroideryDesigns.com




EmbroideryDesigns.com

Related Facebook Live –*Getting Garment Specific*

Thread | Backing | Bobbins | Accessories

MADEIRAUSA



4 FABRICS IN 40 MINUTES

EXPLORING THE ESSENTIALS OF WORKING WITH PERFORMANCE WEAR, LIGHTWEIGHT WOVENS, RAIN GEAR AND CAPS.

LIGHTWEIGHT WOVEN

HOOPING WITH E-ZEE TEAR® STICK-ON


- Tear Away with release paper
- Pressure sensitive adhesive
- Hoop with release paper
- Adhere to garment



Related Facebook Live –*Getting Garment Specific*

Thread | Backing | Bobbins | Accessories

MADEIRAUSA



4 FABRICS IN 40 MINUTES

EXPLORING THE ESSENTIALS OF WORKING WITH PERFORMANCE WEAR, LIGHTWEIGHT WOVENS, RAIN GEAR AND CAPS.

RAIN GEAR AVOIDING HOOP BURNS

- Using magnetic or clamping hoops can help
- Generally made of non-woven synthetic fabrics
- Hoop burns may occur with standard tubular hoops
- A Stick-On stabilizer with a pressure sensitive adhesive




Kreations by Kara

Related Facebook Live –*Getting Garment Specific*

Thread | Backing | Bobbins | Accessories

MADEIRAUSA



4 FABRICS IN 40 MINUTES

EXPLORING THE ESSENTIALS OF WORKING WITH PERFORMANCE WEAR, LIGHTWEIGHT WOVENS, RAIN GEAR AND CAPS.

RAIN GEAR

USING E-ZEE TEAR® STICK-ON STABILIZER


- Hoop E-Zee Tear® Stick-On Stabilizer with paper side up
- Score the paper lightly and remove the release paper
- You now have a large area of “sticky-ness”
- Press on the area of garment to be embroidered



Related Facebook Live –*Getting Garment Specific*

Thread | Backing | Bobbins | Accessories

MADEIRAUSA



4 FABRICS IN 40 MINUTES

EXPLORING THE ESSENTIALS OF WORKING WITH PERFORMANCE WEAR, LIGHTWEIGHT WOVENS, RAIN GEAR AND CAPS.

RAIN GEAR LUNCH BAGS

- Why Not – Be sure to test!
- Hoop with magnetic hoops
- E-Zee Waffle Just Right stabilizer
- Use E-Zee Film Laminate inside




Embroidery Library



Related Facebook Live –*Getting Garment Specific*

Thread | Backing | Bobbins | Accessories

MADEIRAUSA



4 FABRICS IN 40 MINUTES

EXPLORING THE ESSENTIALS OF WORKING WITH PERFORMANCE WEAR, LIGHTWEIGHT WOVENS, RAIN GEAR AND CAPS.

RAIN GEAR

SEALING WITH A FILM LAMINATE

- Adheres to nylon, polyester, PU, PVC
- E-Zee Film Laminate 3218
- Seal up perforations
- Water proof



Related Facebook Live –*Getting Garment Specific*

Thread | Backing | Bobbins | Accessories

MADEIRAUSA



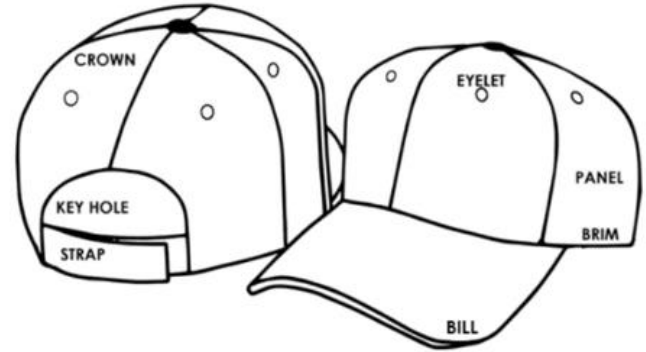
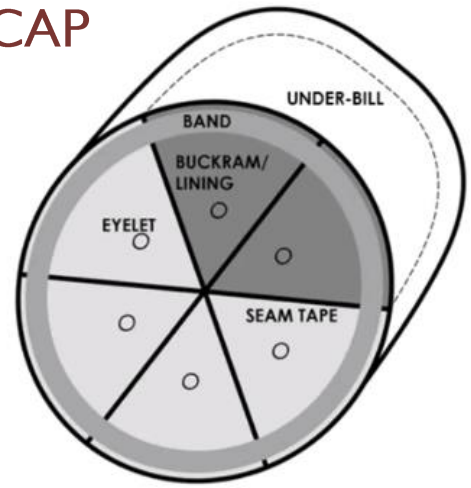
4 FABRICS IN 40 MINUTES

EXPLORING THE ESSENTIALS OF WORKING WITH PERFORMANCE WEAR, LIGHTWEIGHT WOVENS, RAIN GEAR AND CAPS.

CAPS

ANATOMY OF A CAP

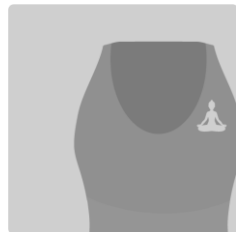
- Buckram
- Key Hole
- Crown
- Bill



Related Webinar - *Meeting the Challenge Head On: Embroidering on Caps with Erich Campbell*

Thread | Backing | Bobbins | Accessories





4 FABRICS IN 40 MINUTES

EXPLORING THE ESSENTIALS OF WORKING WITH PERFORMANCE WEAR, LIGHTWEIGHT WOVENS, RAIN GEAR AND CAPS.

CAPS DIGITIZING

- Stitch from the center out
- Stitch from the bottom up
- Avoid excess movement
- Maintain registration



Related Webinar -*Meeting the Challenge Head On: Embroidering on Caps with Erich Campbell*

Thread | Backing | Bobbins | Accessories

MADEIRAUSA



4 FABRICS IN 40 MINUTES

EXPLORING THE ESSENTIALS OF WORKING WITH PERFORMANCE WEAR, LIGHTWEIGHT WOVENS, RAIN GEAR AND CAPS.

CAPS STABILIZERS

- Heavy weight Tear Away backings
- Use 1 or 2 pieces as needed
- Cut 3.75" to 4.5" width
- Pre-Cuts & Rolls



Related Webinar -*Meeting the Challenge Head On: Embroidering on Caps with Erich Campbell*

Thread | Backing | Bobbins | Accessories

MADEIRAUSA



4 FABRICS IN 40 MINUTES

EXPLORING THE ESSENTIALS OF WORKING WITH PERFORMANCE WEAR, LIGHTWEIGHT WOVENS, RAIN GEAR AND CAPS.

CAPS THREAD & NEEDLES

- Polyneon & Frosted Matt
- Polyester CR Metallic
- Sharp point needles
- Titanium - strength



Related Webinar -*Meeting the Challenge Head On: Embroidering on Caps with Erich Campbell*

Thread | Backing | Bobbins | Accessories

MADEIRA USA



4 FABRICS IN 40 MINUTES

EXPLORING THE ESSENTIALS OF WORKING WITH PERFORMANCE WEAR, LIGHTWEIGHT WOVENS, RAIN GEAR AND CAPS.

WHAT WE'VE COVERED

- Performance wear – thin, slippery polyester knit fabric
- Lightweight woven – thin woven fabric
- Rain gear – synthetic non-woven fabric
- Caps – heavy woven fabric (round)

To thank you for spending the time with us today, we'd like to offer an exclusive promotion. Visit madeirausa.com before November 11, fill your cart to \$125 or more and save 10% when you use promo code **WEB10!**

No other discounts apply. Savings cannot be applied to previous orders.

Discount applied to single unit pricing. This promo code cannot be used to further reduce pricing on drop-ship items but may be used to reach order minimums. VALID ONLINE ONLY. Enter promo code WEB10 in the Promo Code Box when placing order. Offer valid October 28 - November 11, 2020.